


CarbonFix Standard

Version 3.0



Worldwide Climate Forestation Projects

Valid since: August 2009

© CarbonFix e.V.
All rights reserved

Foreword

As it became clear that the criteria of the Kyoto Protocol would not have the desired affect of promoting the establishment of new forests, the CarbonFix Standard (CFS) was created and released at the Climate Conference in Bali in December 2007.

As a result of feedback from over 50 organisations, the technical board has now released Version 3.0 of the CarbonFix Standard.

The non-profit association CarbonFix was founded in 1999 to follow the UN climate process and to promote the potential of climate forestation projects. It is registered under German law and administrated by the CarbonFix Secretariat. The CFS is controlled and directed by its Technical Board, which consists of experts from the fields of forestry, ecology and development aid.

The CarbonFix Standard (CFS) serves the purpose of ensuring high-quality forestation projects which are implemented worldwide. CarbonFix certified projects sequester carbon, restore forests and bring benefits to local people and the environment.

CFS enables project developers to sell their certificates ex-post as well as in ex-ante form. This enables more capital for new projects and therefore opens a much greater potential to reforest depleted or depredated land.

In order to ensure the permanence of its credits, the CarbonFix association implemented a buffer system which holds back 30% of all certificates in order to compensate possible project shortfalls.

Combined certification

In order to provide the most practical solutions for project developers, the CarbonFix Standard accepts criteria of other credible certification schemes in order to avoid double work.

The technical board thus far recognizes the certification schemes of the Forest Stewardship Council (FSC) and the Climate Community and Biodiversity Association (CCBA).

Combined certifications are possible if the project is certified by a CarbonFix recognized certification scheme, or intends to do so during the same certification process.

The CarbonFix Standard consists of 3 documents

I. Terms

The CFS document ‘Terms’ defines the technical wording used within the standard. All words underlined within the CFS documents are defined under this chapter.

Words which are fully underlined are defined directly on the page, with a footnote.

II. Criteria & Methodology

The document ‘Criteria & Methodology’ includes the different criteria a project has to meet in order to become successfully certified. It is clustered in 4 main chapters as shown by the graph.

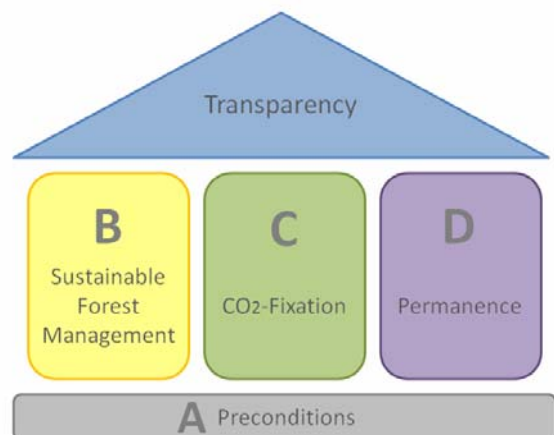
The CarbonFix Standard can be used as a stand-alone standard or in combination with the certification schemes of FSC as well as CCBA. In case a project is already certified according to one of these schemes, evidence on certain criteria of the CarbonFix Standard is already given. To avoid double work for the project developer CarbonFix accepts this proof. Therefore certain CarbonFix documentation (templates) does not have to be uploaded.

The following table gives an overview on which criteria of the CarbonFix Standard are covered by other certification schemes.

In case the CarbonFix Standard is used as stand-alone standard, all criteria described by the standard will have to be fulfilled.

Chapter			FSC	CCBA
		Transparency		
A	01	Eligibility		
	02	Additionality		✓
B	03	Forest Management	(✓)	
	04	Environmental Aspects	✓	✓
	05	Socioeconomic Aspects	✓	✓
C	06	CO ₂ -fixation		
	07	Project Emissions		
	08	Baseline		
	09	Leakage		
D	10	Compensation Activities		
	11	Capacities	✓	✓
	12	Land & CO ₂ Tenure	(✓)	✓

✓ Criteria admitted (✓) Criteria partly admitted



III. Procedures

The Procedures of the CFS describe in detail how project developers can create their login account, upload their information and request for validation. Subsequently, it describes how a project is certified, under which circumstances projects are excluded and how the buffer becomes operational.

It also explains how project developers can sell their CO₂-certificates, what fees CarbonFix charges and how CO₂-certificates are placed into a carbon registry. Furthermore, the different possibilities on how to trade or retire CO₂-certificates are outlined.

How to hand in your evidence?

Evidence on how a project meets the different criteria can be submitted in two ways:

- By the use of pre-set templates. In this case the title of a chapter indicates ^{Template}
- By the use of the ClimateProjects system. In this case the title of a chapter indicates ^{Online}

How is the evidence assessed by the certifier?

All criteria of the document 'Criteria & Methodology' that have a

- 'point' behind their number (1.) are assessed on the basis of evidence that is submitted through a template or online.
- 'double point' behind their number (1:) do not require the submission of specific information via a template or online, but will still be assessed by the certifier.

How to apply combined certifications?

In case of a combined certification, with CCBA or FSC, the template 'Combined certification' replaces the template normally used. Within this template reference to location of the other documentation has to be given.

Terms

- I Project Actors
- II Project Stakeholders
- III Project
- IV Types of Areas
- V Certificates
- VI CO₂-calculation
- VII Certification
- VIII Others

Criteria & Methodology

- Transparency 1
- A Preconditions**
 - 01 Eligibility 2
 - 02 Additionality 3
- B Sustainable Forest Management**
 - 03 Forest Management 4
 - 04 Environmental Aspects 5
 - 05 Socio-economic Aspects 6
- C CO₂-fixation**
 - 06 CO₂-fixation 10
 - 07 Project Emissions 12
 - 08 Baseline 13
 - 09 Leakage 14
 - 10 Compensation Activities 17
- D Permanence**
 - 11 Capacities 18
 - 12 Land & CO₂ Tenure 20

Procedures

- E Process to Pre-validation
- F Certification
- G Project Exclusion
- I CFS Buffer
- J Adaptation of the CFS
- K Fees
- L CO₂ Sales & Retirement
- M Brokerage & Traceability
- N Labelling policy

I. Project Actors

Technical board

The technical board is a body of the association CarbonFix which consists of experts from the fields of forestry, environmental protection, climate change and development cooperation.

The technical board of CarbonFix maintains the quality of the CarbonFix Standard, pre-validates projects and conducts sample project inspections.

Certification body

The certification body conducts the certification process, thus validates and verifies the information of a project according to the criteria of the CFS.

Certification bodies cannot certify projects where they have been involved as project participants.

The accreditation of certification bodies is defined in chapter 'F - Certification'.

CO₂-buyer

The CO₂-buyer is any person or legal entity which purchased CO₂-certificates.

Project Participants

Project developer

The project developer prepares the project information for the certification process and bears the liability towards the CO₂-buyer and the CarbonFix association. He is the main contact of the project.

Owner of the land

... is any person or legal entity which holds the land title of a project area.

Owner of the timber

... is any person or legal entity which holds the timber user rights of a project area.

Owner of other resources

... is any person or legal entity which holds the user rights of other resources (including the use of carbon sequestration) of a project area.

Project financier

... is any person or legal entity which finances the project activities.

Project management

See definition of 'Management staff'.

Project Workforces

Management staff

The management staff coordinates and controls the project activities.

Working staff

Working staff is used as an umbrella term for employees, contractors and workers.

Employees

Employees are employed by the project management.

Contractors

Contractors are legal entities or individuals which signed working contracts with the project management.

Workers

Workers are individuals which are employed by a contractor.

II. Project Stakeholders

Projects stakeholders is an umbrella term for

- All project participants
- The project area responsible national or regional forest authority
- All national NGOs which are active in the field of sustainable forestry
- Indigenous people influenced by project activities
- Communities influenced by project activities

III. Project

Project

A project consists of planting areas with similar socioeconomic and ecological attributes and similar impacts to its socioeconomic and ecological environment.

Project start

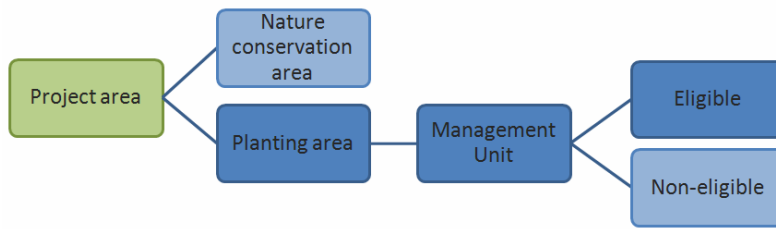
The project start is the date when the planting of the first trees takes place.

Project activities

Project activities can be any kind of activity which is implemented to manage the project.

Impacts The evaluation of impacts is judged by the certification body which certifies the project.

IV. Types of Areas



Project area

The project area includes the total area of a project.

A project area does not have to be one continuous area. It can also consist of several fragmented areas.

Nature conservation area

The nature conservation area is part of the project area and serves the ecological protection or management of fauna and flora in order to establish or re-establish the natural ecosystem of this area.

Planting area

The planting area is the part of the project area where tree planting activities take place.

Planting area (eligible)

The eligible planting area is the part of the planting area which is analysed as 'eligible' according to the CFS criteria (see chapter 'A - 01 Eligibility').

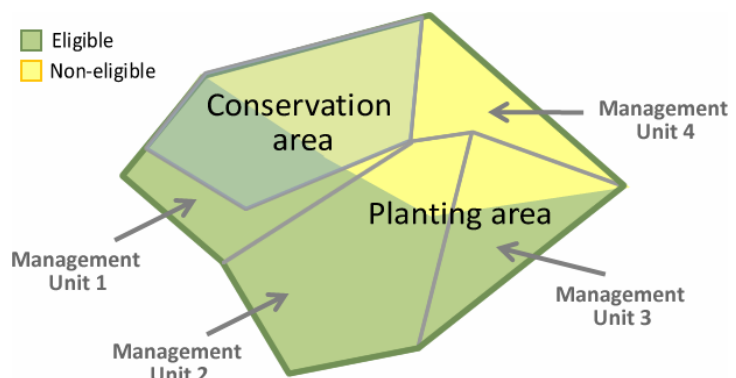
The eligible planting area represents the sum of all eligible areas of the management units.

Planting area (non-eligible)

Non-eligible planting area is land which is being planted, but does not fall under the eligibility criteria outlined by chapter 'A - 01 Eligibility'.

Management Unit (MU)

A management unit is a distinct part of the planting area with homogeneous characteristics.



Natural ecosystem

The natural ecosystem is a unit of plants, animals, water and soil which would have occurred on the area in case of no human intervention.

V. Certificates

CO₂-certificates

CO₂-certificates is used as an umbrella term for VERs and VER_{futures} from projects that are certified according to the CarbonFix Standard.

CO₂-certificates have the unit of 1 metric ton CO₂-equivalent (abbreviated: tCO₂)

CO₂-certificates are valid perpetually, as projects under the CFS are designed to create a sustainable carbon stock.

VER_{futures}

Verified Emission Reduction futures (VER_{futures}) are ex-ante CO₂-certificates which have been validated by a certification body.

VERs

Verified Emission Reductions (VERs) are ex-post CO₂-certificates which have been verified by a certification body.

Year of delivery

The year of delivery is defined as the year when the amount of future CO₂-fixation is being fully sequestered by the trees. See also chapter 'C - 06 CO₂-fixation'.

VI. CO₂-calculation

Net CO₂-fixation, Baseline, Leakage, Project emissions

See chapter 'C - 06 CO₂-fixation'

Present CO₂-fixation, Future CO₂-fixation

See chapter 'C - 06 CO₂-fixation'

CO₂-fixation

CO₂-fixation is used as umbrella term for the present CO₂-fixation and the future CO₂-fixation.

Equilibrium stand volume, Mean stand volume

See chapter 'C - 06 CO₂-fixation'

VII. Certification

Pre-validation

See chapter 'E - Process to Pre-Validation'

Certification

Certification is used as an umbrella term for the process of validation and verification by a third party certification body.

Validation

The validation confirms in a prospective way if a project meets the criteria of a standard. This includes the determined amount of VER_{future}.

Verification

The verification confirms in a retrospective way if a project has met the criteria of a standard. This includes the measured amount of VER_s.

Certification body

Certification bodies are organisations which show sufficient qualifications to validate and verify a project according to the criteria of the CarbonFix Standard.

The CFS admits as certification bodies, all organisations accredited by the

- UN climate secretariat as DOE of sector 14 (afforestation / reforestation), or
- FSC under the scope of worldwide 'Forest Management'.

For contact details of the certification bodies - see www.CarbonFix.info/Certifiers

Corrective Action Requests (CAR)

With CARs, the technical board or the certification body demands the project developer to improve its project documentation in order to give better evidence on acting in compliance to the criteria of the CFS.

VIII. Others

Buffer

The buffer holds back 30% of all CO₂-certificates to ensure in case of a projects exclusion that the CO₂-certificates which already have been assigned to a CO₂-buyer are being compensated and therefore do not lose their validity. For more information see chapter 'H - CFS buffer'.

ClimateProjects

The ClimateProjects platform is an online application that enables climate projects to present themselves. CarbonFix requires projects to use this platform. The process of pre-validation and certification is also done over this platform.

The platform is free of charge. For more information see www.ClimateProjects.info

CO₂-registry

The CO₂-registry of a project is a list of all sales of CO₂-certificates from a project. For more information see chapter 'K - Sales & Retirement'.

General Terms & Conditions

The General Terms & Conditions outline the rules and obligations that apply for working with the CarbonFix Standard.

They can be downloaded under www.CarbonFix.info/Documents

Land-use classes

Land-use classes are areas with homogeneous patterns on their ecological features as well as their land-use. Examples of land-use classes: agriculture land, wetland, forest, shrubland, grassland

Project documents

Project documents are documents which describe how the project meets the different criteria of the standard. To streamline this documentation, CarbonFix provides templates under www.CarbonFix.info/Documents

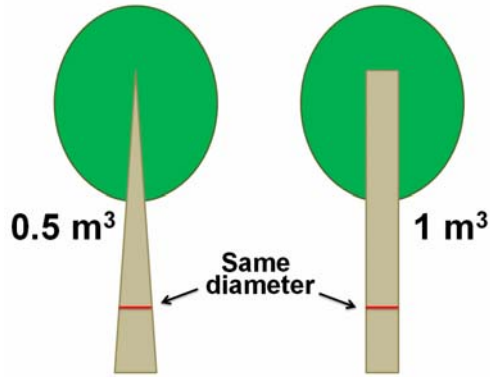
Within the ClimateProjects system these filled-in templates must be uploaded. The system will merge the documents to one large Project Design Document (PDD).

Project information

Project information includes besides the project documents any other material about the project (pictures, comments from the public, maps, etc.).

Form Factor

The form factor of a tree represents the fraction of the tree volume to the volume of a cylinder with the same diameter at breast height (1.3 m above ground).



$$\begin{aligned} \text{Form factor} &= \text{Tree volume} && / \text{Cylinder volume} \\ &= 0.5 && / 1 \\ &= 0.5 \end{aligned}$$

Wet-to-Dry ratio

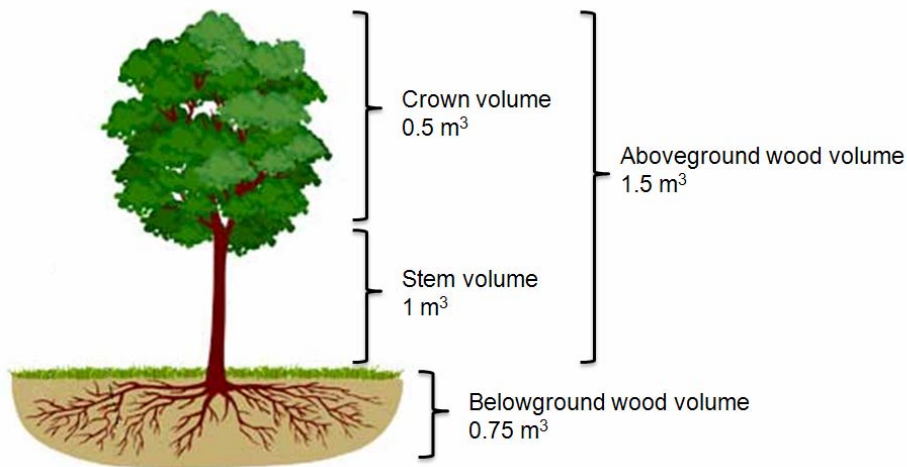
The quotient between fresh and dry non-woody biomass determines the Wet-to-Dry ratio.



$$\begin{aligned} \text{Wet-to-Dry ratio} &= \text{Dry non-woody biomass} && / \text{Wet non-woody biomass} \\ &= 1 && / 2 \\ &= 0.5 \end{aligned}$$

Biomass Expansion Factor (BEF), Root-to-Shoot ratio

The following graph shows how the BEF and Root-to-Shoot ratio are determined by the ratio of different parts of the tree.



$$\begin{aligned} \text{Biomass Expansion Factor} &= \text{Aboveground wood volume} / \text{Stem volume} \\ &= 1.5 / 1 \\ &= 1.5 \end{aligned}$$

$$\begin{aligned} \text{Root-to-Shoot ratio} &= \text{Belowground wood volume} / \text{Aboveground wood volume} \\ &= 0.75 / 1.5 \\ &= 0.5 \end{aligned}$$

Transparency Online

1. The following information must be submitted online through the ClimateProjects websystem:
 - a. Country of the project
 - b. A short and long description of the project
 - c. A summary giving an overview of the project
 - b. Contact information of the project's participants Document generated by ClimateProjects
 - e. Pictures (if possible also videos or audio) of the project
 - f. A climate diagram from the location of the project - uploaded as a picture ASSISTING DOC: Climate diagram
-

3. Shapefiles with the following information must be submitted online through the ClimateProjects websystem:
 - a. Project area(s)
 - b. Management Units
 - c. Land-use classes of the project area
 - At the project start
 - 10 years prior to project start (see chapter '01 Eligibility')

Land-use classes must be marked as eligible or non-eligible - e.g.

 - Grassland_2007_eligible
 - Shrubland_2007_non-eligible
 - Wetland_2007_non-eligible
 - d. Nature conservation areas
 - e. Neighbours of the project
 - Individuals, villages, towns, etc.
 - f. Infrastructure
 - Roads, rivers, houses, etc.

A. Preconditions

01 Eligibility ^{Template}

1. A description of the historical and the current situation of the project area must be given for the last 50 years. This description must include the development of its socioeconomic situation, its changes in land-uses and changes of property rights.
2. Planting area is ONLY eligible, if the land:
 - a. is not a forest at the project start +
 - b. is planted with trees that result in the creation of a forest +
 - c. has not been forest within 10 years prior to the project start OR has been forest within 10 years prior to the project start and evidence is given that absolutely no relation between the project participants and the cause of deforestation exists (e.g. that the forest destruction was caused by force majeure)

Criterion 2c must be proven by the interpretation of satellite images, aerial photographs, official maps or land-use records.

3. Planting area is NOT eligible, if the land:
 - a. was deforested to generate CO₂-certificates OR
 - b. is wetland OR
 - c. is situated on ground that is permafrost OR
 - d. is agriculture farming land and threatens the local production of staple food through its conversion to forest.
4. Evidence must be given, that in case any agricultural or silvopasture activities are taking place on the project area, they contribute to the aim of creating a forest.
5. Evidence must be given that no project activities will lead to a long-term increase of emissions within the carbon pool 'soil'.

Forest	A forest is defined by the Designated National Authority (DNA) of the <u>projects</u> host-country: http://cdm.unfccc.int/DNA
Permafrost	Grounds of permafrost are defined by the International Permafrost Association - www.solcomhouse.com/permafrost.htm
Satellite images	Cost free satellite images are available from the following webpages: <ul style="list-style-type: none"> • Global Land Cover Facility: http://glcfapp.umiacs.umd.edu:8080/esdi/index.jsp • USGS: http://eros.usgs.gov
Silvopasture	Silvopasture is the practice of combining forestry and grazing of domesticated animals in a mutually beneficial way.
Staple food	Staple food serves the local population to feed themselves with essential aliments.
Trees	Trees are perennial, woody plants with one dominant sprout that increases its circumference due to secondary growth.
Wetland	Definition of wetland according to the IPCC: 'This category includes land that is covered or saturated by water for all or part of the year (e.g. peatland) and that does not fall into the forest land, cropland, grassland or settlements categories.' Source: IPCC - Good Practice Guidance - Wetlands.

A. Preconditions

02 Additionality ^{Template}

Evidence must be given that the project cannot be implemented without the sale of CO₂-certificates. Therefore, the project developer can choose between the following options:

Option 1

1. Evidence is given by an analysis according to the UNFCCC guidelines:
http://cdm.unfccc.int/methodologies/ARmethodologies/approved_ar.html
-

Option 2

2. Evidence is given by:
 - a. An official statement of a bank which states that the project would not be feasible without the additional financial means from the sale of CO₂-certificates +
 - b. Evidence that no similar project, without CO₂-certificates, is being implemented in the surrounding area +
 - c. Evidence that the project was planned from the beginning (even before the project start) with the aim of generating CO₂-certificates +
 - d. An official statement from a state authority that the planned project is not mandatory by any law or regulation OR
 if it is mandatory, by evidence that these laws or regulations are not systematically enforced
3. A description of the most likely without-project-scenario of the project area must be given.
4. Evidence must be given that the most likely without-project-scenario would not lead to an increase of woody biomass on the eligible planting area.

 If this is not the case, the amount of woody biomass generated long-term (calculated with the same approach as the future CO₂-fixation - see chapter '06 CO₂-fixation') must be used for the parameter 'Baseline woody biomass' - see chapter '04 Baseline'.
5. Evidence must be given that the project contributes to a more sustainable development than the most likely without-project-scenario, in short-, mid- and long-term.

Bank The bank must be one of the S&P AA- up to AAA rated banks: www.StandardAndPoors.com
 Select 'Products & Services' > 'Financial Institutions' > 'Credit Rating List'

B. Sustainable Forest Management

03 Forest Management Template

1. A description of the project's silvicultural objectives must be given.
2. Evidence must be given that the borders of the project area, planting area (eligible and non-eligible), management units and nature conservation area are clearly defined and visible in the field.
3. A description of the following tree species characteristics must be given:
 - a. Origin and distribution of the tree species (indicate if the species are native or not)
 - b. Provenance of the seeds
 - c. Main purpose / use of trees
 - d. Possible pests and diseases
 - e. Time when forest products are foreseen to be used

Note: The following criteria are also required in case of FSC certification

4. Evidence must be given that at least 10% of the project area is managed as a nature conservation area.
5. Evidence must be given that the nature conservation area is protected or managed in order to establish or re-establish the natural ecosystem of this area.
6. Key figures on the following parameters must be provided:
 - a. Project area
 - b. Foreseen planting area
 - c. Eligible area within the foreseen planting area
 - d. Nature conservation area

In case the areas are fragmented, a table shall give a clear overview.

7. Information answering the following questions must be submitted through the ClimateProjects websystem for each management unit. Document generated by ClimateProjects

- When did the planting start? [date]
- What tree species were planted?
- How large is the planting area? [ha]
- How large is the eligible planting area? [ha]

The following information is based on calculations from other chapters.

- How much is the future CO₂-fixation? 06 CO₂-fixation [t/CO₂]
- When will the future CO₂-fixation be completed? 06 CO₂-fixation [year]
- How much is the current CO₂-fixation? 06 CO₂-fixation [t/CO₂]
- How much fertilizer was applied? 07 Project emissions [kg of N]
- Was the baseline biomass burned? 07 Project emissions Yes / No
- How much is the baseline? 08 Baseline [t/CO₂]
- How much is the leakage? 09 Leakage [t/CO₂]

B. Sustainable Forest Management

04 Environmental Aspects ^{Template}

1. A description, including pictures, of the different land-use classes (see chapter 'Transparency' - Point 3c.) of the project area must be given.

In case significantly different land-use classes are bordering the project area, they must also be described.

2. Evidence must be given that the project has net-positive ecological impacts.

Therefore,

- a. positive ecological impacts of the projects must be enhanced and
- b. negative or potential negative ecological impacts must be mitigated.

Descriptions of the following project characteristics must be given for both points:

- Soil Nutrients, Erosion
- Water Quality, Quantity
- Biodiversity Flora, Fauna
- Climate Temperatures, Rain

3. Regarding the biodiversity of a project area, all endangered and critically endangered species of the IUCN Red list must be identified and evidence must be given that appropriate activities are put into place to protect them.

4. Evidence must be given that the use of chemical products (such as herbicides and insecticides) is minimized in its application.

5. Evidence must be given, that the application of chemical products is documented.

6. Evidence must be given, that when chemicals are used, sufficient training and proper equipment is provided to minimize environmental impacts.

7. Evidence must be given that waste is disposed of in an environmentally appropriate way.

8. Evidence must be given, that 15 meter wide buffer strips along permanent or temporary watercourses (streams, rivers, wetlands) are implemented. These buffer strips must be
 - part of the nature conservation area, OR
 - must be managed according to '06 CO₂-fixation - Option 1b) Conservation forest'.

In both cases only native tree species are allowed to be planted.

9. Evidence must be given that no flooding irrigation, regular irrigation or drainage is introduced on the project area.

10. In case of forest operations (thinning, harvesting of timber or non-timber products, etc.), evidence must be given that minimal soil disturbance occurs.

11. Evidence must be given that no area-wide ploughing is applied and that mechanized ploughing is limited to the purpose of planting.

12. Evidence must be given that no genetically modified species are being used.

13. Evidence must be given that the project management is planting native species in mixed stands and in case the timber of the forest is being used, selective harvesting management is applied.

Otherwise, the project must justify its

- choice of tree species
- silvicultural system
- harvesting method

14. Evidence must be given that all species planted are site-adapted under changing climate conditions.

Native species	Species are defined as native, if their presence on the project area is the result of only natural resources, with no human intervention.
Mixed stands	Mixed forest stands consist of two or more dominant tree species.
Selective harvesting	Selective harvesting is done by the continuous harvest of single trees or groups of trees without lowering the forest stock significantly.
IPCC report	Latest IPCC report: www.grida.no/climate/ipcc_tar - Report 'The Scientific Basis' - Chapter 10

B. Sustainable Forest Management

05 Socio-economic Aspects Template

1. Evidence must be given that the project has net-positive socio-economic impacts.

Therefore,

- a. positive socio-economic impacts of the projects must be enhanced and
- b. negative or potentially negative socio-economic impacts must be mitigated.

For point a. descriptions of the following aspects must be given:

- Creation of employment
- Capacity building
- Welfare activities

For point b. descriptions of the following aspects must be given:

- Stakeholder involvement prior to the project start
- Displacement of people
- Spiritual, religious, or other socially important places influenced by the project activities

2. To give further evidence for the criteria 1a. and 1b. a stakeholder consultation must take place a maximum of 3 months before or during the field visit of every certification process.

For this consultation, all stakeholders must be invited

- using appropriate means +
- providing them with sufficient information on the project activities.

The results of the consultations must be documented.

3. Evidence must be given that first aid kits are reasonably accessible for the working staff.

4. Evidence must be given that working staff is able to organize itself and voluntarily negotiate with their employers.

5. Evidence must be given that all equipment (tools, machines, etc.) of the working staff are in safe working mode.

6. Evidence must be given that proper protective equipment and training of the working staff is enforced - especially when chemicals are used.

7. Evidence must be given that no children under the age of 16 are working for the project.

8. Evidence must be given that contracts are clearly define and include the following aspects:

For employees

- a. working hours and leave of absence
- b. duties
- c. salary
- d. modalities on health insurance
- e. modalities on the termination of the contract

For contractors

- a. tasks (quantity, quality, time)
- b. payment
- c. modalities on the termination of the contract

9. Evidence must be given that working staff is preferably employed from areas close to the project.

10. Evidence must be given that throughout the project activity project stakeholders are able to address their concerns to the management staff.

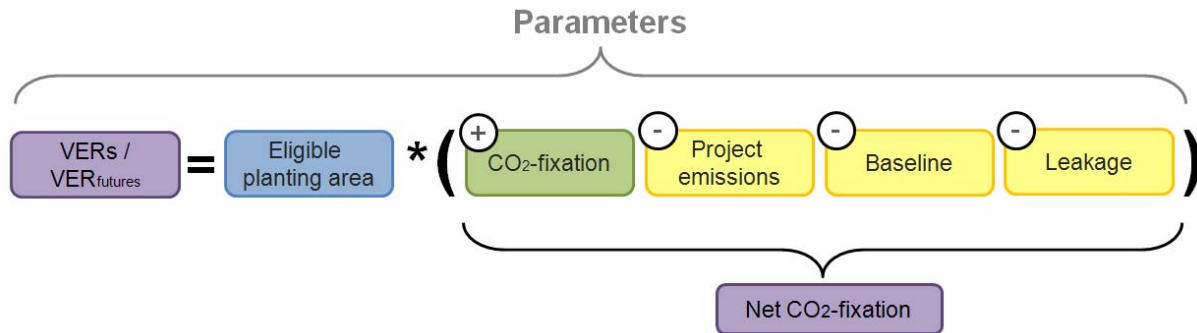
11. Evidence must be given that throughout the project activity any concerns by project stakeholders are documented and appropriately responded to by the management staff.

C. CO₂-fixation

For detailed information on the background of the CFS methodology, the document 'CFS methodology' can be downloaded from www.CarbonFix.info/Documents

Calculation of VERs / VER_{futures}

To determine the amount of VERs / VER_{futures} of an area, the following formula must be applied:



The formula must be applied individually for every management unit.

After the different parameters of the VER / VER_{future} calculation are determined using the templates, they must also be submitted online in the ClimateProjects websystem - see chapter '03 Forest Management'.

The system will automatically multiply the eligible planting area times the net CO₂-fixation and deduct the buffer.

VERs / VER_{futures}
= Eligible planting area [ha] * Net CO₂-fixation [tCO₂/ha] * -30% buffer

For the calculation of the parameters CO₂-fixation, Baseline and Leakage, the following carbon pools are preset to be assessed:

Carbon Pools		Includes	CO ₂ -fixation	Baseline	Leakage
Woody biomass	Aboveground	Stem, branches, bark	Selected	Selected	Selected
	Belowground	Tree roots	Selected	Selected	
Non-woody biomass	Aboveground	Grass		Selected	
	Belowground	Grassroots		Selected	
Soil		Soil organic content			
Harvested wood (timber & energy wood)		Furniture, construction material, ...			

Positive climatic affects, other than those caused by the projects forestation activities (such as those from agriculture activities, silvopasture or positive leakage), cannot be accounted for.

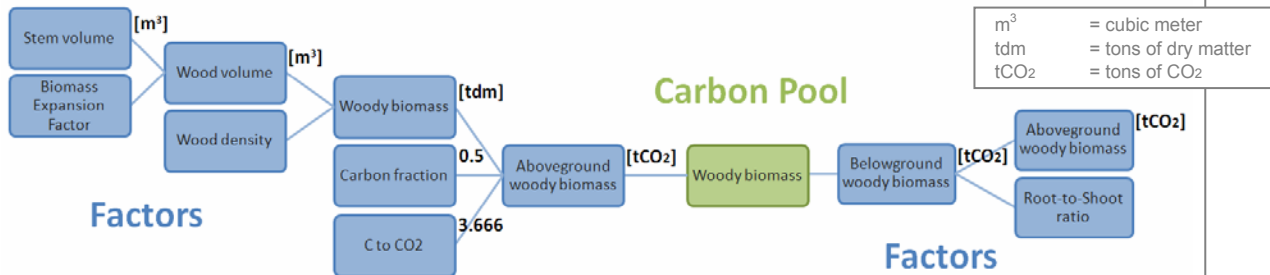
Silvopasture Silvopasture is the practice of combining forestry and grazing of domesticated animals in a mutually beneficial way.

Conversion of Units

Most of the variables used in forestry appear in a different unit than tons of CO₂. Therefore, they need to be converted. During this 'conversion process' different factors must be considered. The following page describes the conversion of 'woody' and 'non-woody' carbon pools. These pools are relevant for the calculation of CO₂-certificates according to the CFS.

Woody biomass

The following graph shows which factors are needed to convert Stem volume [m³ of wood] to tons of CO₂.



Aboveground Woody biomass

$$= \text{Stem volume} * \text{Biomass Expansion Factor} * \text{Wood density} * \text{Carbon fraction} * \text{C to CO}_2 \text{ factor}$$

Belowground Woody biomass

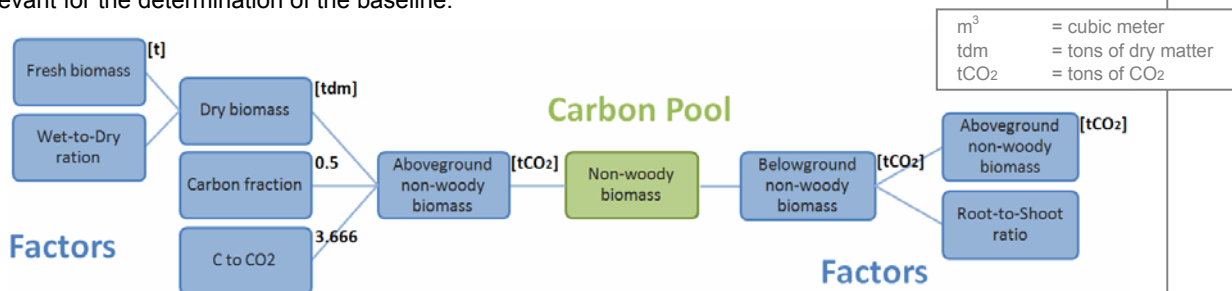
$$= \text{Aboveground Woody biomass} * \text{Root-to-Shoot ratio}$$

The different factors can be influenced by one or several of the following attributes and must therefore be considered during the calculations:

- Some Biomass Expansion Factors (BEF) already include the Root-to-Shoot ratio.
- Sometimes the Stem volume is calculated over-bark and sometimes under-bark.
- The Stem volume is based on a specific cut diameter (x cm). The BEF must relate to this.
- Most Root-to-Shoot ratios are calculated from the Wood volume (including branches and litter), but some are based on the Stem volume.

Non-woody biomass

The following graph shows which factors are needed to convert fresh biomass [tons] to tons of CO₂. This is relevant for the determination of the baseline.



Aboveground Non-woody biomass

$$= \text{Fresh biomass} * \text{Dry-to-Wet ratio} * \text{Carbon fraction} * \text{C to CO}_2 \text{ factor}$$

Belowground Non-woody biomass

$$= \text{Aboveground Non-woody biomass} * \text{Root-to-Shoot ratio}$$

For all calculations:

- 0.5 is used as 'Carbon fraction'
- 3.666 is used to convert 'C to CO₂'

Note that a 'ratio' relates to a relative figure (0.4), whereby a 'factor' relates to a calculative figure (1.4).

Conservative Approach

All parameters of the net CO₂-fixation used, must be derived from the best available scientific sources. In their synergy, they must lead to a conservative calculation approach. This means that in case of uncertainties:

- the CO₂-fixation should be underestimated, and
- the Project emissions, Baseline, and Leakage should be overestimated

In case no rigorous scientific information is available, the following values can be used:

CO₂-fixation

- Wood density = 0.3
- BEF = 1.1
- Root-to-Shoot ratio = 0.1
- Form factor = 0.4 (relevant for inventories)

Baseline or Leakage

- Wood density = 0.7
- BEF = 4.0
- Wet-to-Dry ratio = 0.5
- Root-to-Shoot ratio = 4.0 (for non-woody biomass)
- Root-to-Shoot ratio = 0.8 (for woody biomass)
- Form factor = 0.6 (only relevant for forest inventories)

C. Net CO₂-fixation

06 CO₂-fixation Template

To determine the parameter CO₂-fixation - which can be regarded as present CO₂-fixation as well as future CO₂-fixation - the following carbon pools are preset to be assessed:

Carbon Pools	Includes	CO ₂ fixation
Woody biomass	Aboveground	Selected
	Belowground	Selected

$$\text{CO}_2\text{-fixation [tCO}_2\text{/ha]} = \text{CO}_2\text{-fixation woody biomass [tCO}_2\text{]} / \text{Area of management unit [ha]}$$

- 1: The future CO₂-fixation is determined by a management unit specific growth-model in which stem volume is converted from m³ of stem volume into tons of CO₂, using the conservative approach.

Evidence must be given, that growth-models are based on credible scientific information and site-adapted factors.

- 2: Once the average tree height within a management unit exceeds 3 meters, the present CO₂-fixation must be determined. Hereby, the guideline 'Forest Inventory' ASSISTING DOC: Forest Inventory must be applied.

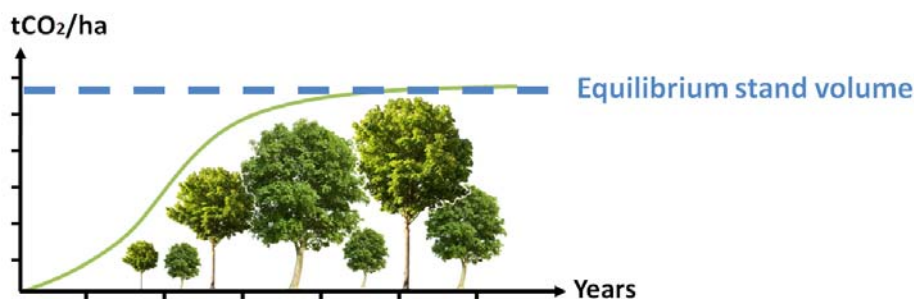
- 3: Evidence must be given, that growth-models (respectively the amount of the future CO₂-fixation) are being adjusted according to the latest information gained through the assessment of the present CO₂-fixation.

In case of discrepancies, they must apply the compensation activities - see chapter '10 Compensation Activities'.

Depending on the applied silvicultural methods, one of the following calculative options must be used to determine the future CO₂-fixation:

Option 1 - a) Selective harvesting or b) Conservation forest

- 4: Evidence must be given by the projects characteristics (tree species, project participants, etc.) and its silvicultural objectives that the forests will be used with a selective harvesting regime or will be conserved (no use of timber).
- 5: In case of selective harvesting or conservation forest, the future CO₂-fixation is based on the equilibrium stand volume.



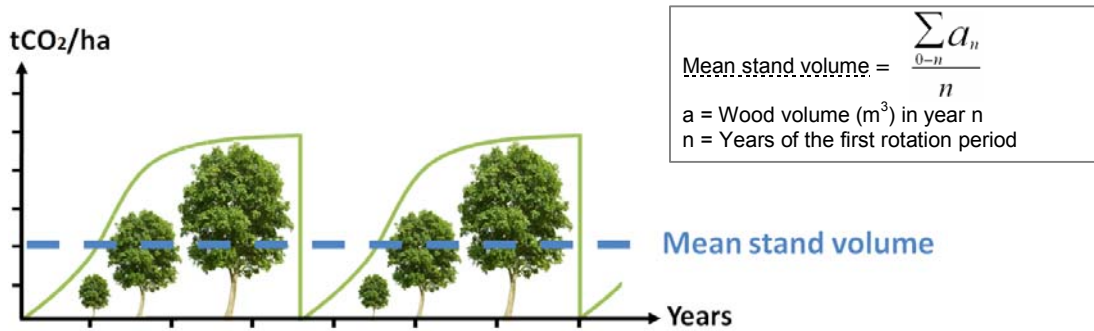
In case the equilibrium stand volume is not reached by year 50, the future CO₂-fixation is determined based on the stand volume in year 50.

Applying this option, the year of delivery is equal to the year when the equilibrium stand volume is reached.

Selective harvesting Selective harvesting is done by the continuous harvest of single trees or groups of trees without lowering the forest stock significantly.

Option 2 - Rotation forestry

6: In case of rotation forestry, the future CO₂-fixation is based on the mean stand volume during the first rotation period.



In case the first rotation period takes longer than 50 years, the future CO₂-fixation is based on the mean stand volume within the first 50 years.

Applying this option,

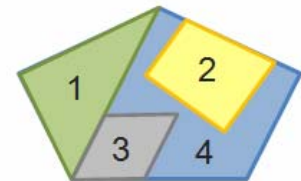
- the year of delivery is equal to the year when the mean stand volume is reached
- the present CO₂-fixation is not able to exceed the amount of future CO₂-fixation

Note that the graph above only shows the rotation system within one management unit. Projects normally consist of multiple management units.

Hereby, it is possible that management units are managed in different ways.

Example:

Management Unit (MU)	Planting year	Option of CO ₂ -fixation
1	2008	Option 1b) - Conservation forest
2	2008	Option 1a) - Selective harvesting
3	2009	Option 2 - Rotation forestry
4	2010	Option 1b) - Conservation forest



C. Net CO₂-fixation

07 Project Emissions ^{Online}

The following parameters do not require the use of a template. They must be submitted online through the websystem of ClimateProjects.

- 1: In order to account for project emissions due to the use of fossil energy within the project (e.g. by machines, flights, etc.) 0.5% of the future CO₂-fixation will be deducted.

The ClimateProjects system automatically deducts these emissions from the management unit.

2. In case fertilizer is used, 0.005 tCO₂ per kg of nitrogen (N) must be deducted.

By entering the kg of N in the ClimateProjects websystem (see chapter '03 Forest Management'), these emissions are automatically deducted from the management unit.

3. In case the biomass of the baseline is burned on the field for the purpose of land preparation, an additional 10% of the baseline emissions must be accounted for. This is due to other greenhouse gases (N₂O and CH₄) that are released during the burning process.

By selecting this option within the ClimateProjects websystem (see chapter '03 Forest Management'), the additional emissions are automatically deducted from the respective management unit.

C. Net CO₂-fixation

08 Baseline Template

To determine the parameter baseline the following carbon pools are preset to be assessed:

Carbon Pools		Includes	Baseline
Woody biomass	Aboveground	<i>Stem, branches, bark</i>	Selected
	Belowground	<i>Tree roots</i>	Selected
Non-woody biomass	Aboveground	<i>Grass</i>	Selected
	Belowground	<i>Grassroots</i>	Selected

Baseline [tCO₂/ha]

= (Baseline woody biomass [tCO₂] + Baseline non-woody biomass [tCO₂]) / Eligible planting area [ha]

1: The baseline is the woody and non-woody biomass on the eligible planting area at the project start.

The calculation can be done in two different ways:

- a. By executing field measurements.
Hereby, the 'Forest Inventory' guideline shall be applied. ASSISTING DOC: Forest Inventory
- b. By estimating the biomass in reference to similar areas. Hereby,
 - regional and national default values are preferable
 - international default values shall only be used if other values are not available

For examples of the baseline determination, the document 'Example calculations' can be downloaded from www.CarbonFix.info/Documents

C. Net CO₂-fixation

09 Leakage ^{Template}

To determine the parameter leakage emissions, the following carbon pools are preset to be assessed:

Carbon Pools		Includes	Leakage
Woody biomass	Aboveground	Stem, branches, bark	Selected

Leakage [tCO₂/ha]

= Leakage aboveground woody biomass [tCO₂] / Eligible planting area [ha]

1: Leakage is caused by an increase of emissions outside of the project area as a result of the project activity.

Leakage emissions can be caused due to a shift in the following activities:

- | | |
|----------------------|-------------------------|
| a. fuelwood use | d. agricultural farming |
| b. charcoal burning | e. resettlement |
| c. timber harvesting | f. livestock grazing |

Depending on the category of leakage selected, the following formulas must be applied:

Formula for category a. b. c. d. and e.

Leakage aboveground woody biomass [tCO₂]

= % of displacement [%] * CO₂-stock [tCO₂/ha] * Area [ha]

% of displacement = displaced activities which will have impacts on the carbon pool aboveground woody biomass outside the project area.

The factor is determined by:

1. credible estimations, or
2. a representative survey

CO₂-stock = average CO₂-stock of the land where the activity will be displaced to

If it is not known where the activity will be displaced to, it is possible to take:

For category a. and b.

- the CO₂-stock of the area where the activity took place

For category c. d. and e.

- the CO₂-stock of a natural forest in the project's host-country

Area = land within the project area affected by the activity - before the project start

Formula for category f.

Leakage aboveground woody biomass [tCO₂]
 = % of displacement [tCO₂] * CO₂-stock [tCO₂/ha] * Heads [head] * Capacity [ha/head]

% of displacement = displaced activities which will have impacts on the carbon pool aboveground woody biomass outside the project area.

The factor is determined by:

1. credible estimations, or
2. a representative survey

CO₂-stock = average CO₂-stock of the land where the activity will be displaced to

If it is not known where the activity will be displaced to, it is possible to take:

- the CO₂-stock of a natural forest of the projects region

Heads = number of livestock that will be displaced outside the project area.

The factor is determined:

1. credible estimations, or
2. a representative survey

Capacity = sustainable grazing capacity of the area where the livestock will be displaced to

For examples of the leakage determination, the document 'Example calculations' can be downloaded from www.CarbonFix.info/Documents

C. Net CO₂-fixation

10 Compensation Activities ^{Online}

VER_{future}s

- 1: Compensation activities must be implemented in case the adaptation of the amount of VER_{future}s leads to an amount of VER_{future}s that is lower than the amount that has already been assigned to CO₂-buyers.

A decrease of the future CO₂-fixation may be due to the adjustment of the preset growth-model. Such adjustment can be caused from changing the silvicultural system, or from new information from forest inventories.

- 2: Shortfalls of the future CO₂-fixation must be compensated by the allocation of VER_{future}s from
- other management units of the same project OR
 - other CFS certified projects
- 4: In case a management unit is destroyed, compensation activities might not be necessary if the same or similar tree species are replanted which will have the same amount of future CO₂-fixation.
- 5: Replantings, as part of the compensation activity, must take place in the next possible planting season.
-

VERs

- 6: Compensation activities must be implemented in case the adaptation of the amount of VERs leads to an amount of VERs that is lower than the amount that has already been assigned to CO₂-buyers.

A decrease of the current CO₂-fixation may be due to the destruction of forest resulting from:

- Force majeure (wind, drought, flood, erosion, earthquakes, etc.)
- Lack of protection (browsing, encroachment, fires, etc.)
- Diseases
- Mismanagement (poor establishment, maintenance, etc.)

- 7: Shortfalls on the current CO₂-fixation must be compensated by the allocation of VERs from
- other management units of the same project OR
 - other CFS certified projects
-

- 8: The process to compensate must be done over the ClimateProjects system.
- 9: Compensation activities must be verified during every certification process.

D. Permanence

In order to ensure the permanence of CO₂-certificates, the project must have a long-term sustainable set-up. Amongst other factors, this depends on the capacities of the project workforces and the secured land tenure of the project area.

Since a small risk of project shortfall always exists, these are covered

- firstly by compensation activities (see chapter '10 Compensation Activities') and
- secondly, in case of a total project failure, by the CFS buffer (see chapter 'H - CFS Buffer')

11 Capacities Template

Management Capacity

1. Evidence must be given that the management staff has sufficient qualification and an appropriate structure to ensure the sustainable implementation and management of the project.
2. Evidence must be given that management staff decisions are taken by a joint process.
3. Evidence must be given that the management staff is working with an internal quality-control system.
4. Evidence must be given that the project works with other institutions to continuously expand the management staff's qualifications.
5. Evidence must be given, that suitable knowledge transfer within the management staff is ensured over time.

Financial Capacity

6. Evidence must be given by the cash-flow requirements of chapter 'A - 02 Additionality' that sufficient financial means are available to sustainably finance the project.
7. Evidence must be given on the financial health of project's financier - by providing:
 - financial reports from the past 3 years, OR
 - in case the project has not yet existed that long, by an official statement from a bank.

Technical Capacity

8. Evidence must be given that the project has sufficient technical capacities to ensure the sustainable implementation and management of the project.

Therefore, a technical description of the following activities must be given:

- | | |
|---|----------------|
| a. Nursery | e. Maintenance |
| b. Land preparation (incl. lining out /spacing) | f. Pruning |
| c. Planting | g. Thinning |
| d. Beating up (replacing of dead seedlings) | h. Harvesting |

Protective Capacity

9. Evidence must be given that risks which endanger the permanence of a project are mitigated.

Therefore, an evaluation of the following risks must be given

- | | | | |
|------------|---|---------------------------|-------------------------|
| a. Water | (drought, flood, hail, snow, heavy rains ...) | e. Diseases | (bacteria, viruses ...) |
| b. Wind | (storms, hurricanes ...) | f. Temperature | (coldness, heat) |
| c. Animals | (insects, domestic animals, wild animals ...) | g. Encroachment of people | |
| d. Fire | (human made, natural) | h. Others | |

A description must be given on how the project is protecting itself against the possible risks and which activities are implemented to mitigate them.

10. In case there is a risk of fire a 'Fire Management Plan' must be provided. This plan must include a description of the following activities:
- | | |
|--------------------|-------------------------------|
| a. Fire awareness | d. Fire detection |
| b. Fire prevention | e. Fire suppression |
| c. Fire equipment | f. Fire damage rehabilitation |

D. Permanence

12 Land & CO₂ Tenure Template

1. Evidence must be given that the project area has a long-term secured land tenure.
 2. Evidence must be given that permits which are necessary for the projects implementation and management (planting permits, harvesting permits, infrastructures permits, etc.) are secured over the long-term.
-

Note: The following criteria are also required in case of FSC certification

3. Evidence must be given that the project developer is also the
 - a. Owner of the land (the project area) +
 - b. Owner of the timber +
 - c. Owner of other resources (within the project area)

In case the project developer is not all of the above, written approval must be given that the respective owners agree with the foreseen project activity over the long-term.

4. In case the ownership of CO₂ from the project developer consists of multiple individuals, authorization for the administration and sale of the CO₂-certificates must be given to the project developer with a written approval.

E. Process to Pre-Validation

Creation of Login

1. To create a login account for the ClimateProjects system - see www.ClimateProjects.info
-

Preparation of Documents

2. Project documents must use the predefined templates - see www.CarbonFix.info/Templates
 3. Project documents must be submitted in English.
 4. Reference documents must be in English, Spanish, French or German. Otherwise essential parts of the documents must be translated and the translation must be verified by an independent organisation.
 5. How to submit project information is explained on the ClimateProjects website.
-

Submission of Documents

6. When submitting the project information, the project developer must agree to the 'General terms & Conditions' of CarbonFix. Therefore, the template of these terms has to be submitted as project document. TEMPLATE: General Terms & Conditions
-

Pre-Validation

7. The pre-validation is executed by the technical board of the CarbonFix association.
8. It is executed as soon as all project information is submitted through the ClimateProject websystem and the pre-validation fee is received by CarbonFix. This process takes approximately 1 month.
9. During pre-validation the technical board assesses, based on the information submitted, whether a project is likely to meet the criteria of the CFS in the certification process.

Note that the assessment of the pre-validation does not influence the evaluation of the certification process. It simply aims to reduce the time - and therefore also the expenditures - of the cost-intensive third party certification process.

10. With a successful pre-validation the project can apply for its initial certification process.
-

Others

11. In case a project is located in an Annex I country which has accepted Article 3.4 of the Kyoto-Protocol, the technical board will inform the DNA of the project's host country to prevent double counting of CO₂-rights.

Annex I	Annex I is a list of industrialised countries that shall reduce their CO ₂ -emissions according to the Kyoto-Protocol.
Article 3.4	Countries which have accepted Article 3.4 of the Kyoto-Protocol must account for the CO ₂ -emissions of their land-use, land-use change and forestry.
DNA	The DNA (Designated National Authority) represents the focal point of accounting CO ₂ -emissions within every country that has ratified the Kyoto Protocol. Contact details of the DNAs are available under: http://cdm.unfccc.int/DNA

F. Certification

1. For every certification process, the project developer is free to choose any certification body.
-

2. With a successful certification, written confirmation is given by the certification body that the project complies with the CFS criteria.

Hereby the amount of CO₂-certificates is confirmed, which can thereafter be sold by the project developer.

3. VER-futures of management units can only be certified after the trees have been planted.
-

4. The means applied by the certification body in order to confirm criteria of the CFS include, but are not limited to a

- Desk review
 - Literature confirmation
 - Field visit
 - Interviews
-

5. A certification can be successful with minor Corrective Action Requests if these are
 - limited in the scale of their impact, and
 - correctable in a time span of less than 6 months.

Within these 6 months, evidence must be given to the respective certification body that the Corrective Action Request has been solved.

6. Past non-compliances to the CFS which are irreversible, must be mitigated in the future.
7. If changes to the projects settings occur which might endanger the compliance with the CFS, they must immediately be reported to the technical board.
8. Before every certification processes the project information must be updated.

F. Certification

Certification types

9. There are three types of certifications, which differ in their type of assessment.
 - Initial Certification Executed with the first field visit
 - Regular Certification Executed according to pre-set intervals
 - Intermediate Certification Executed to verify new management units

Documents (Templates)		Initial Certification	Regular Certifications	Intermediate Certifications
General Terms & Conditions		✓	✓	✓
Project Participants		✓	✓	✓
A	01 Eligibility	✓		✓
	02 Additionality	✓		(✓)
B	03 Forest Management	✓	✓	
	04 Environmental Aspects	✓	✓	
	05 Socioeconomic Aspects	✓	✓	
C	06 CO ₂ -fixation	✓	✓	✓
	07 Project Emissions	✓	✓	✓
	08 Baseline	✓	(✓)	(✓)
	09 Leakage	✓	(✓)	(✓)
D	10 Capacities	✓	✓	
	11 Secured Land Tenure	✓	✓	

- ✓ Criteria to be assessed during the certification
- (✓) Criteria to be assessed in case changes of the project affect these parameters

-
10. Initial certification must be completed within 12 months after the date of pre-validation.
-

11. Regular certifications must be executed in year 0, 2 and 5.

From year 5 on, regular certification must take place every 5 years.

In case a certification expires it will lead to the immediate stop of the sale of CO₂-certificates. Furthermore, all CO₂buyers of the project will be informed.

Example of a project which had its initial certification 3 years after the project start.

Year	Type of certification	
Year 0 = <u>Project start</u> = Planting of first trees	2005	
Year 2		
	2008	Initial certification
Year 5	2010	Regular certification
	2012	Intermediate certification
Year 10	2015	Regular certification

Intervals of regular certifications must be seen in relation to the year of project start - NOT to the year of submission of the documents or the year of pre-validation.

12. Projects must be certified for at least 30 years after the project start or up to the last year of delivery of their CO₂-certificates.
-

13. Intermediate certifications can serve the purpose of
 - verifying VERs of a management unit
 - validating VER_{future}s of new management units

G. Project Exclusion

1. A project will be excluded by the technical board when clear evidence is found that the project is not acting according to the criteria of the CFS or the General Terms & Conditions of CarbonFix.

Information that leads to the presumption of a projects non-compliance will be investigated by the technical board. Depending on the strength of presumption a stop of the sale of CO₂-certificates may be applied.

2. The exclusion of a project leads to the cancellation of all its CO₂-certificates (assigned, not yet assigned and buffer).
3. Prior to a projects exclusion, all CO₂buyers from the project will be informed about the reason of the potential exclusion. In case these reasons are
 - limited in scale +
 - correctable in a time span of less than 6 monthsthe project will be given the possibility to implement corrective measures.

During this time span no sale of CO₂-certificates is possible.

H. CFS Buffer

1. As soon as CO₂-certificates are issued (see chapter 'F - Certification', Point 2) 30% of the VER_{futures} and VERs from each management unit are allocated into the CFS buffer fund.
2. The CFS buffer fund becomes operational in case a project is excluded - see chapter 'G - Project exclusion'.
3. In case the CFS buffer fund is used, up to 100% of the CO₂-certificates available in the buffer fund at the time of project exclusion, will be used to compensate possible shortfalls.

Information on the amount of CO₂-certificates in the buffer fund is available through the CarbonFix website - see www.CarbonFix.info/Buffer

4. Compensation depends of the type of CO₂-certificates:
 - VERs can only be compensated by VERs
 - VER_{futures} can be compensated by VER_{futures} or VERs
5. CO₂-certificates allocated by other projects as compensation activity (see '11 Compensation Activities', Point 2b and 7b) are to be replaced first.

Secondly, CO₂-certificates purchased by CO₂-buyers are replaced.

6. The order of compensation depends on the date of purchase. First purchases are served first.
7. CO₂-certificates that are not assigned to a CO₂-recipient within the CO₂-registry of CarbonFix (see chapter 'K - Sales / Purchases') at the time of project exclusion will not be compensated by the buffer fund.

I. Adaptation of the CFS

1. The CarbonFix Standard can be adapted by two types of processes:

- Full reviews
- Intermediate reviews

As preset by the statues of CarbonFix, any review of the standard requires the final approval by the technical board of the association.

2. Full reviews are executed by a public review process that lasts a minimum of 4 weeks.
3. Intermediate reviews are executed by the technical board. This type of review only allows minor adaptations to the standard.

Intermediate reviews are made visible by the numbering after the notation (e.g. 2.1, 2.2, etc.)

- 4: Project information based on a past version of the CFS can be submitted for certification up to 3 months after the release of the latest version.

In case a project was successfully pre-validated with a past version, it can also be certified with that version.

5. Project developers will be updated via email about any new versions of the CFS.

J. Fees

1. CarbonFix charges the project developer a fee of €0.50 (excl. VAT) for every CO2-certificate sold.
 2. Fees imposed by CarbonFix are used to:
 - ensure the quality of the CarbonFix Standard
 - further develop, promote and finance the administration of CarbonFix
-
3. For every pre-validation process of a project, CarbonFix charges a fee of €1500 (excl. VAT).
 4. In case the pre-validation process requires several rounds of Corrective Action Requests additional charges can occur. In this case, the project developer is informed in advance.

K. CO₂ Sales & Retirement

1. CarbonFix does not sell any CO₂-certificates from the climate projects.

Parties interested in buying CO₂-certificates must contact the project developer directly.

2. In case CO₂-certificates are sold, the project developer must provide the following information to the CO₂-registry of CarbonFix - www.CarbonFix.info/Registry
 - Amount of CO₂-certificates
 - Type of CO₂-certificates (VERs or VER_{future}s)
 - Name of the CO₂-buyer (company name is optional)
 - Email of the CO₂-buyer

This information will be used to

- assign the CO₂-certificates to the CO₂-buyer
- deduct the amount of CO₂-certificates from the CO₂-stock of the project
- send the CO₂-recipient an email

The email contains information which gives the CO₂-buyers the possibility to

- make their name publicly available (by default the CO₂-recipients name is displayed in an anonymous way)
- to retire their CO₂-certificates (retirement message is optional)

3. All options from this chapter are free of charge.
4. The status (assigned, transferred, retired, cancelled) of all CO₂-certificates of a project is made publicly available through the CO₂-registry.

-
5. In case of the revocation of CO₂-certificates, CarbonFix must have written confirmation from the project developer as well as from the CO₂-buyer to cancel the CO₂-certificates from the CO₂-registry.
 6. The reimbursement of fees to the project developer is only possible within 2 months of registration.

-
7. Any sale of CO₂-certificates must fully comply and expressly agree with the CFS as well as the General Terms & Conditions of CarbonFix.

Templates for sales contracts are available in the login area of the project developer.

L. Brokerage & Traceability

In order to extend the services offered by the CFS, the CarbonFix association has gone into partnership with the organisations TZ1 and greenEye.

1. In addition to assigning CO₂-certificates to the CO₂-registry of CarbonFix (see chapter 'K - CO₂ Sales & Retirement'), the project developer can transfer these CO₂-certificates to the TZ1 or greenEye account of a CO₂-recipient.

In this case the CO₂-certificates are automatically retired within the CO₂-registry of CarbonFix.

TZ1

2. With the transfer to TZ1, the CO₂-recipient gains the possibility to trade (transfer) its certificates to other CO₂-accounts. See www.TZ1market.com
3. For the initial transfer to the CO₂-buyers TZ1 account no extra costs occur.

If CO₂-certificates are thereafter traded (transferred) to another account, a fee of 0.05€ per CO₂-certificate and per transfer will be charged by the organisation of TZ1 to the account holder that transfers the CO₂-certificates.

4. The transfer to other trading platforms (ACR, APX, etc.) is also possible under the TZ1.
-

greenEye (available as of December 2009)

5. With the transfer to greenEye, the CO₂-recipient gains the possibility to make the carbon-neutrality of its products traceable and transparent.

To learn more about the vast possibilities offered by this system visit www.green-Eye.info

M. Labelling policy

1. The wording 'CarbonFix Standard', 'CFS' and the CarbonFix logo are registered trademarks and may not be used or reproduced without authorization by CarbonFix.
2. Authorisation for the use of the trademarks is given to
 - a. Project participants to express the quality of their project or CO₂-certificates
 - b. CO₂-buyers to promote products or services which have been made climate-neutral through the purchase of CO₂-certificates
 - c. Assistants - see www.CarbonFix.info/Assistants - or certification bodies to advertise their services

-
3. The trademarks must never be used in a misleading manner.
 4. In case trademarks are used on websites, they must be linked to 'www.CarbonFix.info'.
 5. The label (CFS logo in combination with the words 'CarbonFix Standard') may be in colour (colours of the logo) or in black and white.
 6. The label must be displayed in high-resolution - min. 72 dpi for websites and 300 dpi for printing.

Templates can be downloaded from www.CarbonFix.info/Media

7. The label may be used together with the following slogans:

English

- Quality CO₂-certificates from new forests
- Because Forests are more than just Carbon
- Geographically divided. Climatically united.

Spanish

- Certificados de calidad de las reforestaciones
- Un bosque es más que un reductor de CO₂
- Primero reducir y luego compensar

German

- Qualitätszertifikate aus Aufforstung
- Wald ist mehr als nur ein CO₂-Speicher
- Erst reduzieren. Dann kompensieren.

In other languages slogans may be used which have the same meaning.

Legal Notice

Copyright

The CarbonFix Standard including its name and logo are the copyright property of the non-profit association CarbonFix. All rights reserved.

Disclaimer

No representation, warranty or guarantee is made with the CFS documents. Neither the association CarbonFix nor its representatives or employees will be liable for any mistakes or damages resulting from the use of this information.

Furthermore, CarbonFix is not responsible for any actions or omissions by project stakeholders.

Further Information

For further details see the 'General Terms & Conditions' of the CarbonFix Standard or contact the CarbonFix secretariat under mail@carbonfix.info.

© August 2009, CarbonFix e.V.